








## Summer 2 Homework Ideas: Castles, Knights and Dragons – Squirrel Class

Choose a task for each week of the term. We want you to be engaged with your homework so there is a lot of choice for you.

You can either share your work electronically (email to: [squirrels@wroxtonprimary.co.uk](mailto:squirrels@wroxtonprimary.co.uk)) or add the outcome to your homework book.

Maths - Shape and Time	History - Significant People	Religion and Worldviews – How do we know how to behave?	DT - Levers								
<p style="text-align: center;"><b>A Day in My Life</b></p> <p>Tell us what you do from the moment you wake up until when you go to sleep for one day.</p> <p>You can record this however you like, either writing it or drawing pictures to show us what you did. Don't forget to tell us the time of day too!</p> 	<p style="text-align: center;"><b>Crowns</b></p> <p>Design and create your own crown! Use whatever things you have at home to make it. Some ideas of things to use are colouring pencils, gems, glitter pens, dried pasta/rice and tissue paper. Once you have made it, wear it and see what it is like to be a King or Queen!</p> 	<p style="text-align: center;"><b>Safety Rules</b></p> <p>We have been learning about the Ten Commandments in school. Can you draw or write about three rules that keep you and others safe?</p> 	<p style="text-align: center;"><b>Flying Dragons</b></p> <p>Create your own moving dragon picture! Can you make the dragon fly? Watch this video for help: <a href="https://www.bbc.co.uk/bitesize/articles/z7xjtcw">https://www.bbc.co.uk/bitesize/articles/z7xjtcw</a></p> 								
<p style="text-align: center;"><b>Shape Hunt</b></p> <p>Draw and label the things you find around the house that have these shapes on them.</p> <table border="1" style="width: 100%; border-collapse: collapse; margin-top: 10px;"> <tr> <td style="padding: 5px;">Square <input type="checkbox"/></td> <td style="padding: 5px;">Triangle <input type="checkbox"/></td> </tr> <tr> <td style="height: 80px;"></td> <td style="height: 80px;"></td> </tr> <tr> <td style="padding: 5px;">Rectangle <input type="checkbox"/></td> <td style="padding: 5px;">Circle <input type="checkbox"/></td> </tr> <tr> <td style="height: 80px;"></td> <td style="height: 80px;"></td> </tr> </table>	Square <input type="checkbox"/>	Triangle <input type="checkbox"/>			Rectangle <input type="checkbox"/>	Circle <input type="checkbox"/>			<p style="text-align: center;"><b>Royal Research</b></p> <p>With help from an older person, find out the following things:</p> <p style="text-align: center;">Who is our King? Where does he live? What special things does he wear? Draw a picture of what he looks like too!</p> 	<p style="text-align: center;"><b>Story Characters</b></p> <p>When you are sharing stories at home, look out for the choices the characters make. You could draw a picture of when a character chooses not to behave well and when they make a sensible or kind choice.</p> 	<p style="text-align: center;"><b>Build Your Own Castle</b></p> <p>Using old materials around your home, have a go at creating your own castle. Can you use a lever to create a draw bridge?</p> 
Square <input type="checkbox"/>	Triangle <input type="checkbox"/>										
Rectangle <input type="checkbox"/>	Circle <input type="checkbox"/>										